






# Návod na montáž CT-616/617

2

|   |  |   |   |   |   |  |  |  |  |  |  |
|---|--|---|---|---|---|--|--|--|--|--|--|
| A | <br>1pc | C | <br>5pcs | E | <br>4pcs |  |  |  |  |  |  |
| B | <br>1pc | D | <br>4pcs |   |   |  |  |  |  |  |  |

1

