

E38



x2

W1



x2

F1



x8

P15



x4

G4



4x16

x8

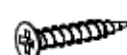
G2



3x20

x40

G12



3,5x25

x8


D3



PZ35PR

x4

A1



ø7x50

x12

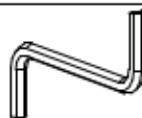
B7



ø8x30

x28

W2



x1

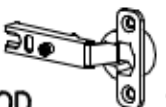
N13



M4x22

x2

C3

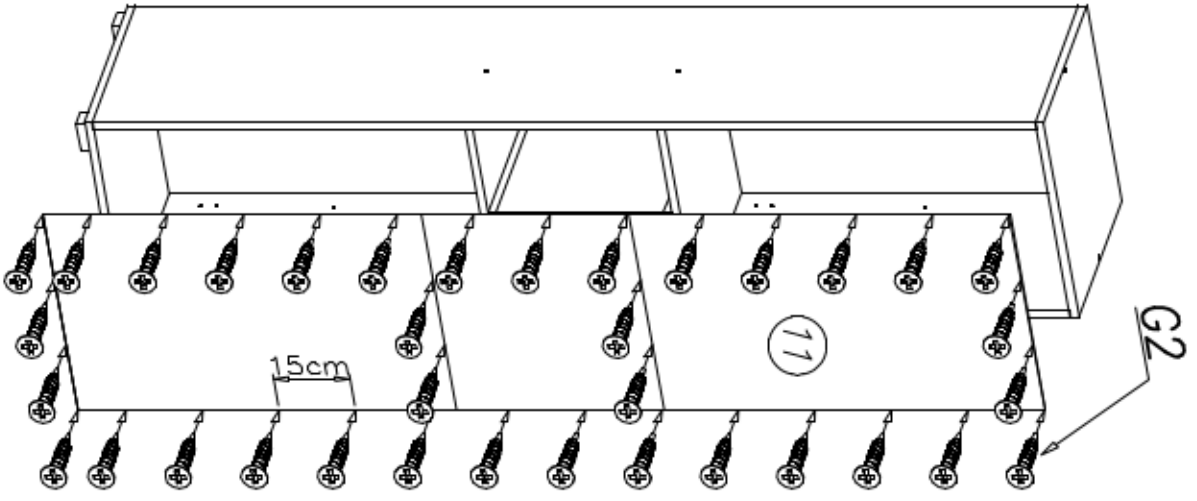


Z350D

x4



III



IV

