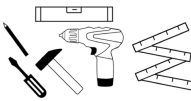
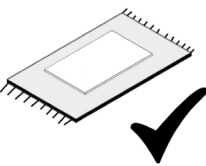





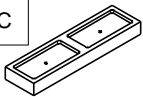


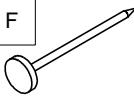
 1/2 h		
 X	 X	 X

A  8	B  8	C  4
D  4	E  8	F  8

	WYMIARY ELEMENTÓW
-1-	820x580
-2-	820x580
-3-	2x 605x100
-4-	640x600
-5-	605x100

