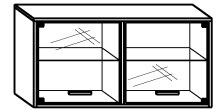




# KLARA - SZAFKA WISZĄCA POZIOMA

→ 96 ↑ 48 ↘ 30

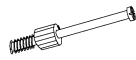


x 12



(a)

x 6



(b)

x 6



(c)

x 2



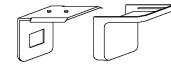
(d)

x 2



(e)

x 3 kpl.



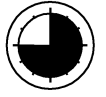

(f)

x 2



(g)

45 min



x 6 (6,2x13)



(h)

x 8 (3,5x16)



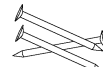
(i)

x 10



(j)

x 35

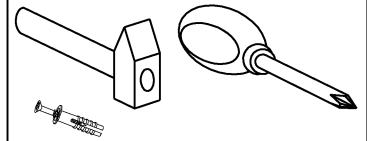


(k)

x 4 (4x20)



(l)



1 - FAZY MONTAŻU

A - OZNACZENIE ELEMENTÓW

a - OZNACZENIE AKCESORIÓW

