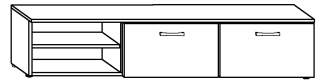




KLARA- rtw długi

→ 144 ↑ 29 ↘ 38

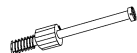


x 16



a

x 8



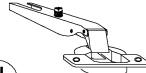
b

x 8



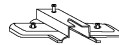
c

x 4



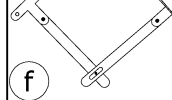
d

x 4



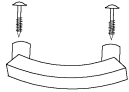
e

x 2



f

x 2



g

x 16 (4x16)



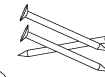
i

x 4



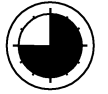

j

x 40

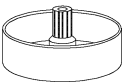


k

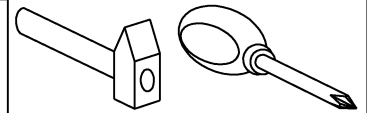
45 min



x 6



h



1 - FAZY MONTAŻU

A - OZNACZENIE ELEMENTÓW

a - OZNACZENIE AKCESORIÓW

